


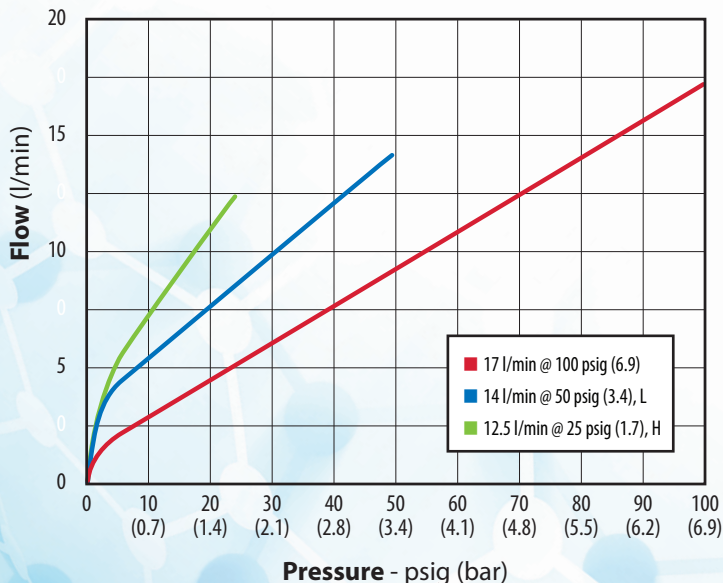
## OXYGEN CLEAN EV SERIES



For applications that are particularly sensitive to contamination, Clippard's EV series valves are also available in an oxygen clean version. Oxygen clean EV valves are manufactured and assembled using a special cleaning process that includes:

- Ultrasonic cleaning, assembly, inspection, and testing in one of Clippard's ISO 7 (class 10,000) rated clean rooms
- All wetted parts cleaned to meet and/or exceed ASTM G93 Level E NVR and Level 500 Particulate and Fibers
- No organic sealants, adhesives, or lubricants used in the manufacturing process
- Component parts lubricated with oxygen-compatible PFPE grease (*only as needed for assembly*)
- Individual testing and inspection utilizing compressed Nitrogen and ultra-violet light

**TYPICAL FLOW**



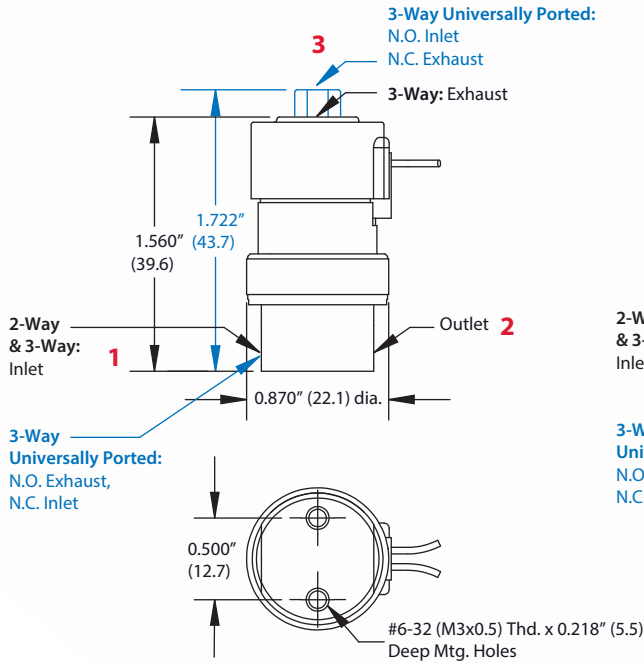
<b>Coil Resistance</b>	218 (12V), 864 (24V)
<b>Connection</b>	Pin connector, spade terminals, radial wire leads, or axial wire leads
<b>Current</b>	0.055A (12V), 0.028A (24V)
<b>Cycle Life</b>	>1,000,000,000 ( <i>ideal applications</i> )
<b>Filtration</b>	40 micron filter ( <i>recommended</i> )
<b>Function</b>	2-way normally-open or normally-closed; 3-way normally-open, normally-closed, or universally ported
<b>Leak Rate</b>	0.1 sccm
<b>Material, Body</b>	Nickel-plated brass, ENP carbon steel, nickel iron alloy, 300 series stainless steel
<b>Material, Seals</b>	FKM
<b>Material, Spring</b>	Nickel alloy
<b>Material, Wetted</b>	ENP brass, nickel alloy, stainless steel, ENP steel
<b>Max. Flow</b>	17 l/min @ 100 psig (7 bar), 14 l/min @ 50 psig (3.4 bar), or 12.5 l/min @ 25 psig (1.7 bar)
<b>Max. psig</b>	105 (7.2 bar)
<b>Medium</b>	Clean, dry air and compatible gases
<b>Mount</b>	In-line or manifold
<b>Number of Ports</b>	2 or 3
<b>Operating Pressure</b>	28" Hg to 25, 50, or 100 psig (1.7, 3.4, or 7 bar)
<b>Operating Range</b>	90 to 150% of rated voltage
<b>Operating Temp. Range</b>	32 to 180°F (0 to 82°C)
<b>Orifice</b>	0.060", 0.040", or 0.025" (1.52, 1.02, or 0.64 mm)
<b>Port, Exhaust</b>	#10-32 or M5
<b>Port, Inlet</b>	<b>Manifold:</b> #10-32 male or M5 <b>In-Line:</b> #10-32 female or M5
<b>Port, Outlet</b>	#10-32 or M5 (in-line)
<b>Response Time</b>	5 to 10 ms (nominal)
<b>Voltage</b>	12 or 24 VDC
<b>Voltage Operating Range</b>	90 to 150%
<b>Wattage</b>	0.67 watts (nominal)
<b>More Details</b>	<a href="http://clippard.com/link/ev-series">clippard.com/link/ev-series</a>

<sup>1</sup>Minimum order quantity required

**Does your application have requirements beyond what is listed? Contact Clippard to discuss how this valve can be modified to meet your specific needs.**

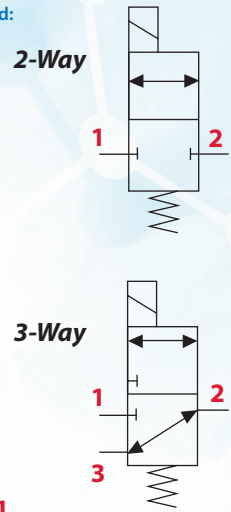
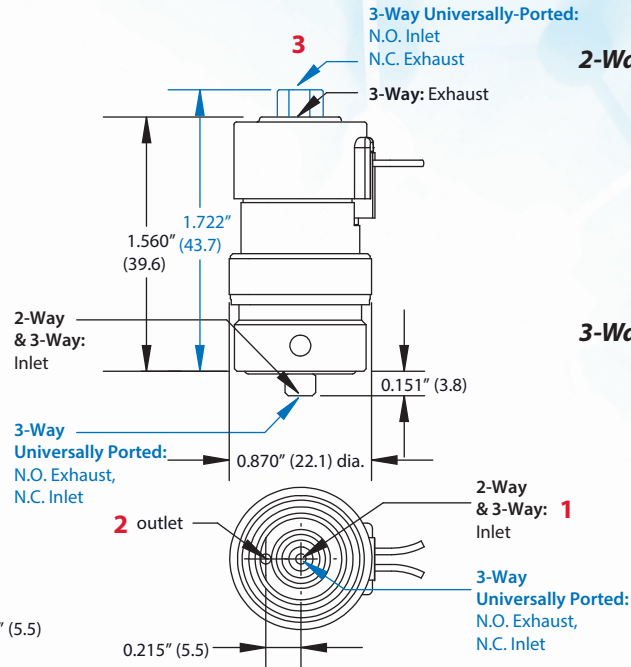
### Inline Mount

2-Way, 3-Way, and 3-Way Universally Ported



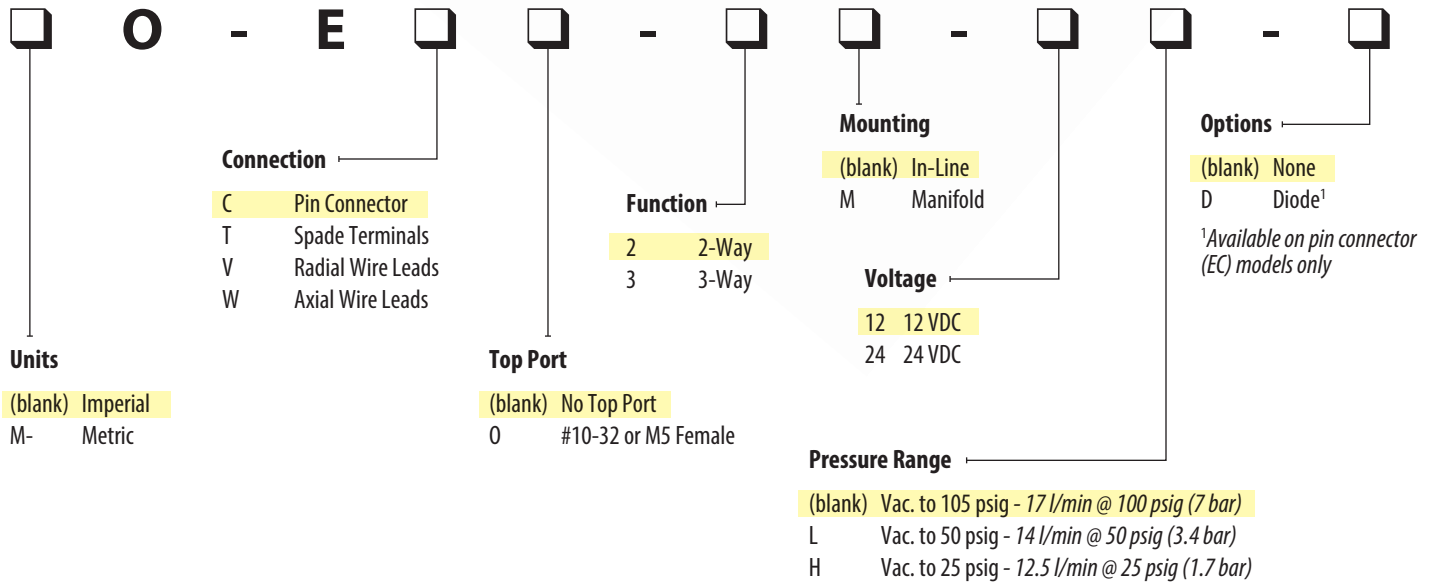
### Manifold Mount

2-Way, 3-Way, and 3-Way Universally Ported



Dimensions shown are in inches (millimeters listed in parentheses).  
Visit [clippard.com](http://clippard.com) for more detailed 2D and 3D drawings.

## ORDERING INFORMATION



### Example Part Number:

0-EC-2-12

For more info, scan the QR code or visit [clippard.com/link/ev-series](http://clippard.com/link/ev-series)

